



HERCULUX
恒坤光电


Chengdu HercuLux Photoelectric
Technology Co.,Ltd
Product Approval

Approval number :

Customer :

Manufacturer : Chengdu HercuLux Photoelectric Technology Co.,Ltd

PN	Code	Product
HK-WY-30@15-24-D6-21-1g-1	1. 01. 13021	HK Peak 30@15-24° lens (D6)
HK-WY-30@15-36-D6-21-1g-1	1. 01. 23139	HK Peak 30@15-36° lens (D6)



Supplier confirmation				Client confirmation			
Proposed		DATE		Qualified <input type="checkbox"/>		DATE	
Project manager		DATE		Unqualified <input type="checkbox"/>		DATE	
Audit		DATE		Audit		DATE	
Approved		DATE		Approved		DATE	
Stamp		DATE		Stamp		DATE	

(Confirmation of acceptance by both parties must be signed and sealed)

Factory: Chengdu Shuangliu District, Iot industrial park 2 road HercuLux Photoelectric Park

Phone : 028-85887727 (801) 028-85887990 (801)

Fax : 028-85887730

<http://www.herculux.com/>

Sales Dept: Shenzhen Nanshan District Nanshan Cloud Valley Innovation Industrial Park Comprehensive Service Building, 501-

TEL: 0755-2937 1541

FAX: 0755-2907 5140

*Approval In duplicate , for both supplier and customer.



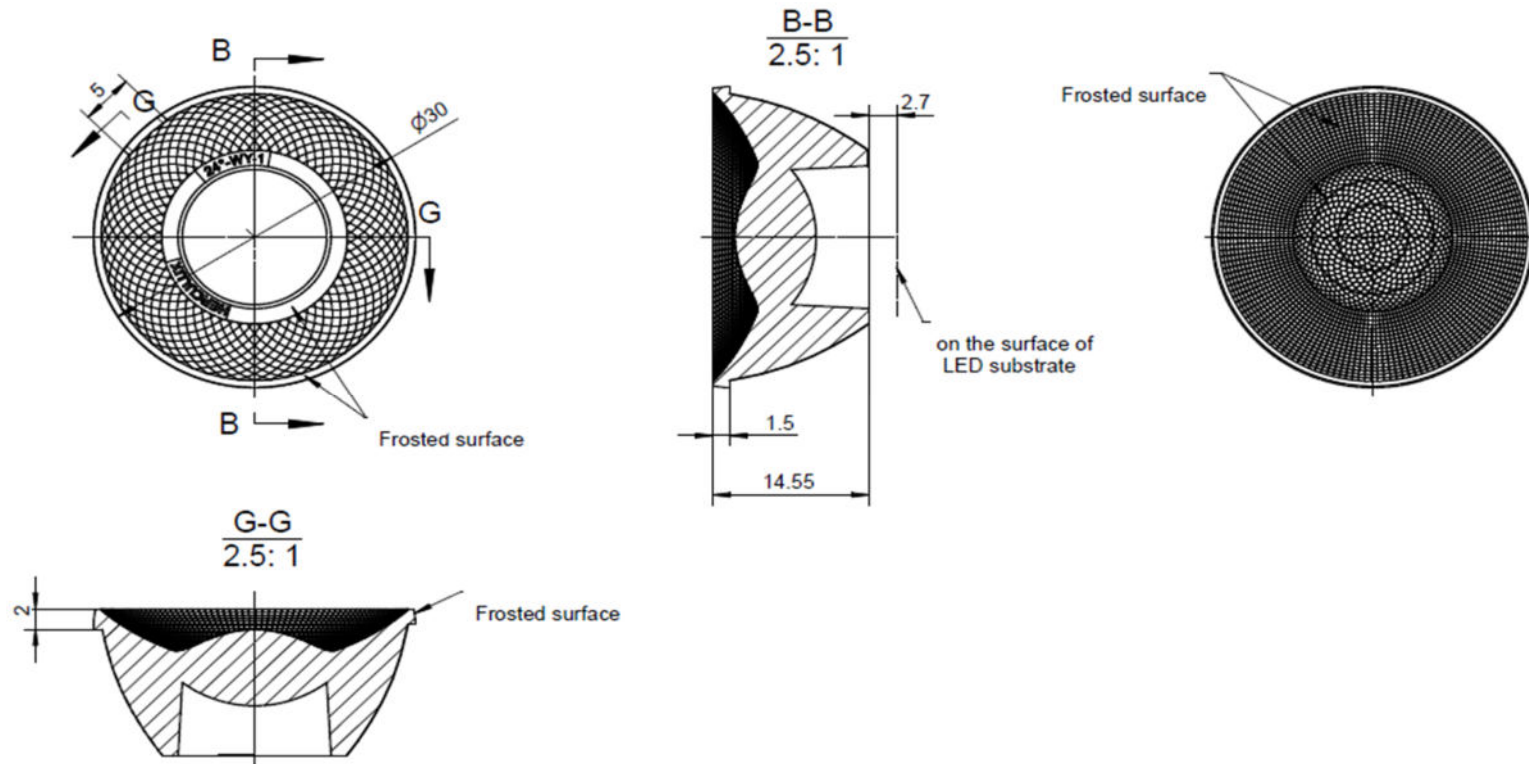
HERCULUX
恒坤光电

Basic product information

<http://www.herculux.com/>

Date updated: 2022/9/7

Product Picture:	
PN:	HK-WY-30@15-24-D6-21-1g-1
Size(L*W*H/Φ*H):	Φ:30mm; H:14.55mm
Material:	PMMA
Efficiency:	\
Temperature(Topr):	Material extreme temperature resistance : -40°C to +100°C long-term use temperature : -40°C to +80°C
FWHM:	24°、36°
Matched LES:	D6
Recommended MAX power:	\

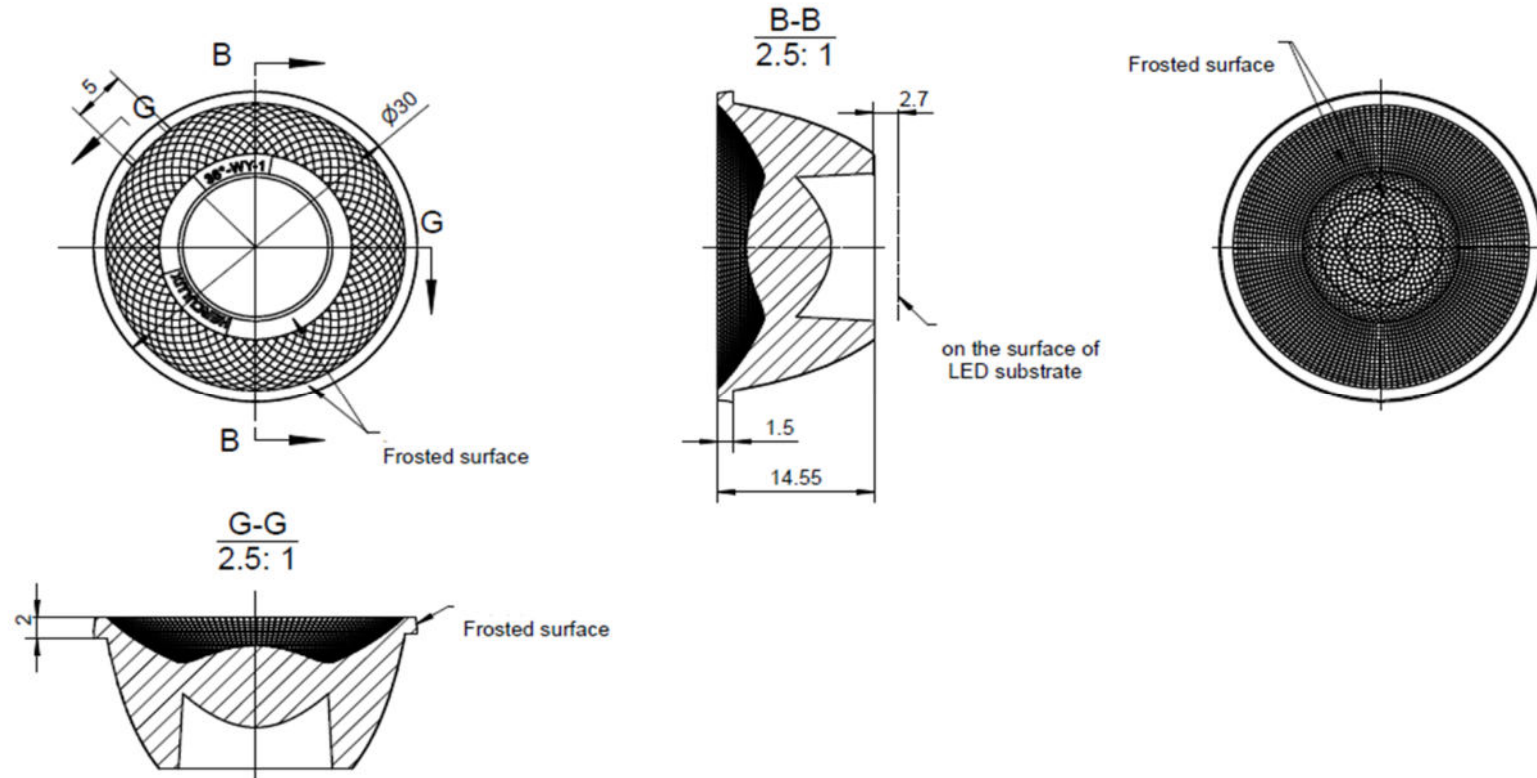


Technical remark:

1. The 3D map is not indicated for rounded corners and draft angle.
2. The dimensional tolerances are not specified according to GB/T 14486 2008 MT5.
3. The surface has no flash, shrinkage, bubbles and other defects.
- *4. When the lamp adopts rubber ring for waterproofing: the roughness of the contact surface between the radiator and the rubber ring is required: $Ra < 3.2\mu m$

Optical design			HK-WY-30@15-24-D6-21-1g-1		
Structure design			HK Peak 30@15-24@lens(D6)		
Review			number of drawing	qty	weight
Validation			Material: PMMA CDHK		

MT5 Tolerance table	Basic size	<3	3~10	10~24	24~65	65~140	140~250	250~450	>450
	tolerance val	±0.1	±0.15	±0.2	±0.35	±0.50	±0.80	±1.2	±2.0

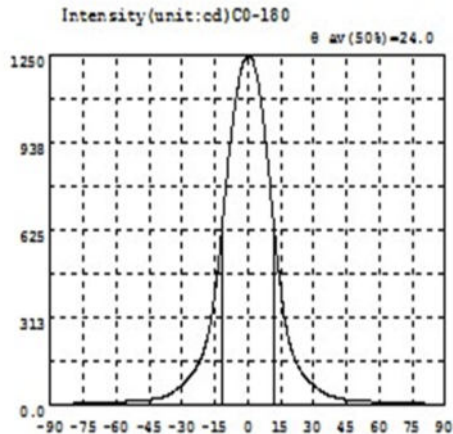
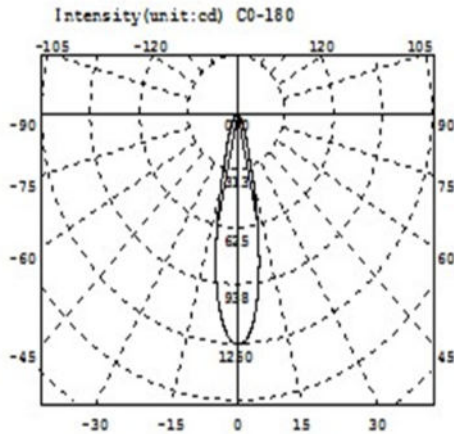


Technical remark:

1. The 3D map is not indicated for rounded corners and draft angle.
2. The dimensional tolerances are not specified according to GB/T 14486 2008 MT5.
3. The surface has no flash, shrinkage, bubbles and other defects.
- *4. When the lamp adopts rubber ring for waterproofing: the roughness of the contact surface between the radiator and the rubber ring is required: $Ra < 3.2\mu m$

Optical design			HK-WY-30@15-36-D6-21-1g-1		
Structure design			HK Peak 30@15-36 lens(D6)		
Review			number of drawing	qty	weight
Validation			Material: PMMA CDHK		

MT5 Tolerance table	Basic size	<3	3~10	10~24	24~65	65~140	140~250	250~450	>450
	tolerance val	±0.1	±0.15	±0.2	±0.35	±0.50	±0.80	±1.2	±2.0



Intensity data:(deg , cd) C0-180

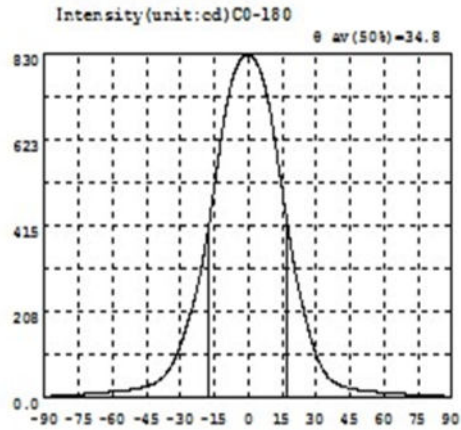
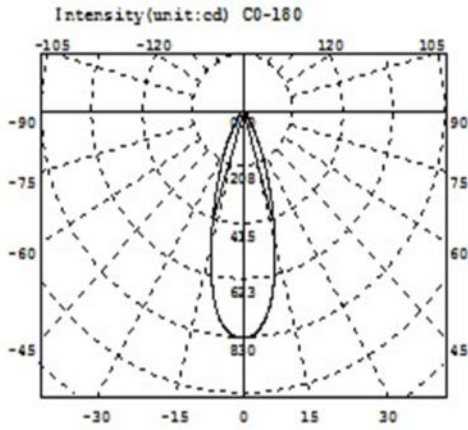
A	I	A	I	A	I	A	I	A	I	A	I
-90.0	1.785	-58.5	10.48	-27.0	95.99	4.5	1162	36.0	37.90	67.5	7.653
-88.5	1.921	-57.0	11.09	-25.5	110.2	6.0	1087	37.5	32.78	69.0	7.145
-87.0	2.250	-55.5	11.73	-24.0	127.1	7.5	989.9	39.0	28.71	70.5	6.800
-85.5	2.680	-54.0	12.42	-22.5	148.4	9.0	875.7	40.5	25.42	72.0	6.379
-84.0	3.164	-52.5	13.23	-21.0	175.7	10.5	753.9	42.0	22.80	73.5	6.003
-82.5	3.517	-51.0	14.08	-19.5	209.6	12.0	631.8	43.5	20.67	75.0	5.618
-81.0	3.890	-49.5	14.97	-18.0	255.5	13.5	516.2	45.0	18.96	76.5	5.229
-79.5	4.230	-48.0	15.95	-16.5	319.4	15.0	414.6	46.5	17.54	78.0	4.827
-78.0	4.595	-46.5	17.12	-15.0	401.8	16.5	322.3	48.0	16.34	79.5	4.413
-76.5	4.994	-45.0	18.43	-13.5	502.3	18.0	256.5	49.5	15.30	81.0	4.017
-75.0	5.381	-43.5	20.12	-12.0	618.9	19.5	208.1	51.0	14.37	82.5	3.581
-73.5	5.786	-42.0	22.19	-10.5	743.0	21.0	171.9	52.5	13.53	84.0	3.162
-72.0	6.170	-40.5	24.78	-9.0	864.9	22.5	144.6	54.0	12.75	85.5	2.713
-70.5	6.599	-39.0	28.12	-7.5	976.2	24.0	123.7	55.5	12.01	87.0	2.278
-69.0	6.986	-37.5	32.34	-6.0	1068	25.5	106.7	57.0	11.38	88.5	1.939
-67.5	7.435	-36.0	37.63	-4.5	1142	27.0	92.63	58.5	10.80	90.0	1.530
-66.0	7.857	-34.5	44.30	-3.0	1198	28.5	80.56	60.0	10.19		
-64.5	8.355	-33.0	52.27	-1.5	1232	30.0	69.82	61.5	9.672		
-63.0	8.847	-31.5	61.66	0.0	1246	31.5	60.08	63.0	9.126		
-61.5	9.369	-30.0	71.88	1.5	1241	33.0	51.45	64.5	8.608		
-60.0	9.895	-28.5	83.45	3.0	1214	34.5	44.08	66.0	8.107		

Electricity Parameter:

Current I: 0.1000A Power: 3.598W
Voltage V: 36.00V PF: 1.000

Optical Parameter(Distance=2.410m):

Equivalent Luminous flux: Φ_{eff} = 335.4lm Efficiency: E_{ff} = 93.24lm/W
Diffuse angle: @ (25%) : 33.2deg @ (50%) : 24.0deg @ (75%) : 16.2deg @ (50%) : 24.0deg
Diffuse angle: @ (25%) : 33.2deg @ (50%) : 24.0deg @ (75%) : 16.2deg @ (50%) : 24.0deg
Imax=1246cd (C=0.0deg,G=0.5deg) C0-180Plane Imax= 1246cd(G=0.5deg)
C0-180Plane I0= 1246cd



Intensity data:(deg , cd) C0-180

A	I	A	I	A	I	A	I	A	I	A	I
-90.0	2.293	-58.5	14.87	-27.0	176.3	4.5	799.8	36.0	44.72	67.5	8.625
-88.5	2.497	-57.0	15.62	-25.5	203.4	6.0	777.4	37.5	37.85	69.0	7.986
-87.0	2.703	-55.5	16.44	-24.0	233.3	7.5	747.2	39.0	32.81	70.5	7.383
-85.5	3.122	-54.0	17.39	-22.5	268.2	9.0	709.3	40.5	29.01	72.0	6.818
-84.0	3.519	-52.5	18.41	-21.0	306.5	10.5	663.8	42.0	26.03	73.5	6.287
-82.5	4.006	-51.0	19.58	-19.5	349.9	12.0	611.8	43.5	23.60	75.0	5.776
-81.0	4.539	-49.5	20.95	-18.0	398.6	13.5	555.7	45.0	21.67	76.5	5.319
-79.5	5.070	-48.0	22.53	-16.5	453.5	15.0	499.5	46.5	20.06	78.0	4.923
-78.0	5.600	-46.5	24.47	-15.0	511.0	16.5	444.4	48.0	18.69	79.5	4.486
-76.5	6.113	-45.0	26.77	-13.5	569.5	18.0	392.6	49.5	17.52	81.0	4.057
-75.0	6.703	-43.5	29.55	-12.0	626.7	19.5	342.1	51.0	16.52	82.5	3.649
-73.5	7.349	-42.0	32.94	-10.5	678.9	21.0	295.3	52.5	15.62	84.0	3.303
-72.0	7.983	-40.5	37.26	-9.0	723.7	22.5	256.6	54.0	14.81	85.5	2.982
-70.5	8.678	-39.0	42.73	-7.5	760.1	24.0	220.7	55.5	14.07	87.0	2.736
-69.0	9.437	-37.5	49.96	-6.0	787.4	25.5	186.9	57.0	13.37	88.5	2.567
-67.5	10.18	-36.0	59.44	-4.5	806.9	27.0	155.7	58.5	12.72	90.0	2.529
-66.0	10.97	-34.5	71.89	-3.0	819.7	28.5	127.8	60.0	12.07		
-64.5	11.83	-33.0	87.19	-1.5	826.0	30.0	103.5	61.5	11.38		
-63.0	12.64	-31.5	105.4	0.0	827.2	31.5	83.02	63.0	10.70		
-61.5	13.38	-30.0	126.2	1.5	824.0	33.0	66.64	64.5	9.998		
-60.0	14.11	-28.5	150.1	3.0	815.4	34.5	54.08	66.0	9.314		

Electricity Parameter:

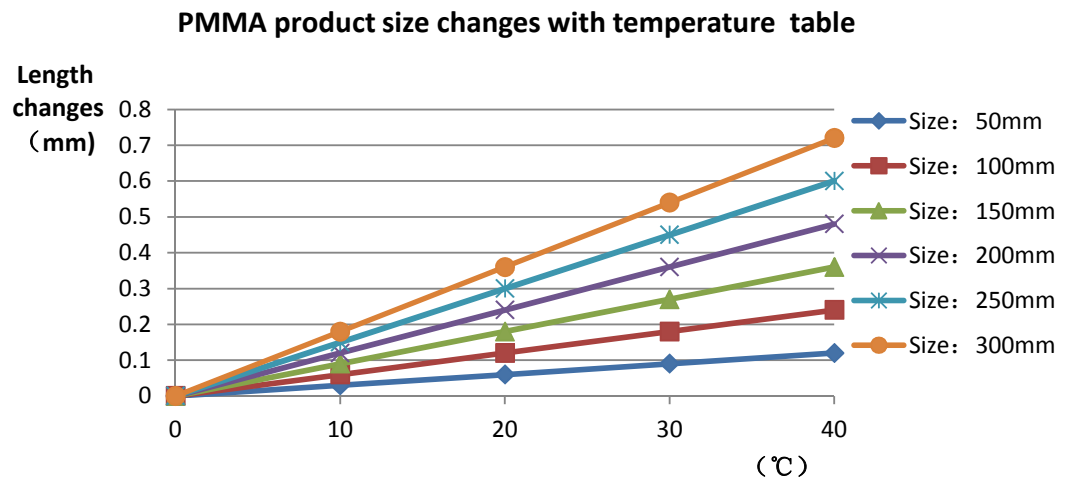
Current I: 0.2000A Power: 6.860W
 Voltage V: 34.29V PF: 1.000

Optical Parameter(Distance=2.410m):

Equivalent Luminous flux: $\Phi_{\text{eff}}=398.7\text{lm}$ Efficiency: $\text{Eff}=58.12\text{lm/W}$
 Diffuse angle: @ (25%): 49.8deg @ (50%): 34.8deg @ (75%): 23.8deg @ (50%): 34.8deg
 Diffuse angle: @ (25%): 49.8deg @ (50%): 34.8deg @ (75%): 23.8deg @ (50%): 34.8deg
 I_{max}=827.3cd (C=0.0deg,G=-0.5deg) C0-180Plane I_{max}= 827.3cd(G=-0.5deg)
 C0-180Plane I₀= 827.2cd

	Standard size	Upper Size limit	Lower size limit	Test result1	Test result2	Test result3	Test result4	Test result5	Test result6	Test result7	Test result8	Judgment	Remarks
1. Size	diameter	30			30.08	30.05	30.06	30.04	30.05	30.03	30.03	30.01	Test environment : In 20 °C - 25 °C environment to achieve thermal equilibrium after the test.
	thickness	1.5			1.47	1.47	1.47	1.47	1.45	1.46	1.45	1.47	
	height	14.55			14.44	14.45	14.45	14.45	14.45	14.44	14.44	14.44	
	Gate shear can not affect the appearance of the lamp												
See attachment "Appearance Inspection Standards"													
2. Appearance Quality	See attachment "Appearance Inspection Standards"	E	No burr		No burr		No burr		No burr		No burr		OK
			No stains		No stains		No stains		No stains		No stains		
3. Material	PMMA					Color		Transparent				OK	
4. Optical index	Testing LE	D6											
	The size and rated power of the light-emitting surface (LES) of the COB recommended by this lens should conform to the parameters in the product basic information table. if it is required to be out of range. According to the heat dissipation capability of the lamp and the actual conditions of the use environment, the lens should be fully tested and tested to prevent the lens life.												
	FWHM	See light distribution curve											
	angle			24	24	24.1	23.9	23.9	23.9	23.8	23.7		
	K-value (CD/LM)			3.7	3.7	3.7	3.8	3.8	3.8	3.9	3.9		
Efficiency			88.1%	88.1%	88.1%	88.1%	88.1%	88.1%	88.1%	88.1%	88.1%		
Facula	See the signature sample												
Comprehensive judgment	Qualified												

Remarks:
 1、 Tool
 Number: V-
 Vernier Caliper
 2D-Quadratic
 H-Height
 Gauge M-Tool
 Microscope P-
 Needle T-
 Thick Gauge
 R-Radius
 Gauge E-
 Visual.
 2、 Ambient
 temperature
 on the size of
 the product
 refer to the

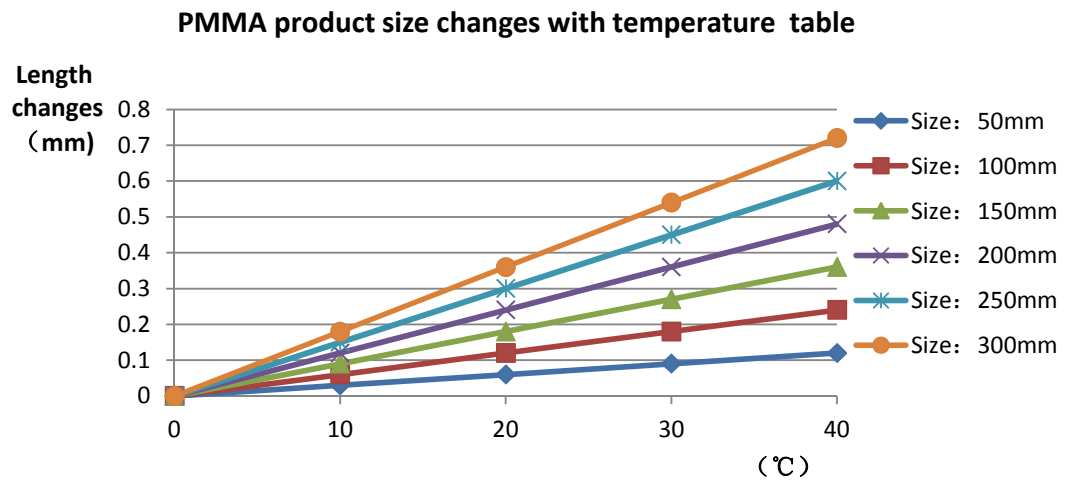


Precautions:

1. Please wear clean gloves during the lens assembly process to prevent the lens surface from being contaminated.
2. Try to avoid touching the total reflection surface when taking the lens.
3. The lens surface is contaminated. Only use a soft cotton cloth dipped in analytically pure neutral solvent to wipe gently. Do not wipe with industrial solvents (alcohol, isopropanol, acetone, ether, toluene, xylene, carbon tetrachloride, MMA Body, etc.).
4. The working temperature of the lens should be within the temperature resistance limit of the lens material. Exceeding the temperature resistance limit will cause the lens to crack or melt and affect the service life of the lens. It is recommended that the upper surface temperature of the LED colloid should be less than 120 degrees.

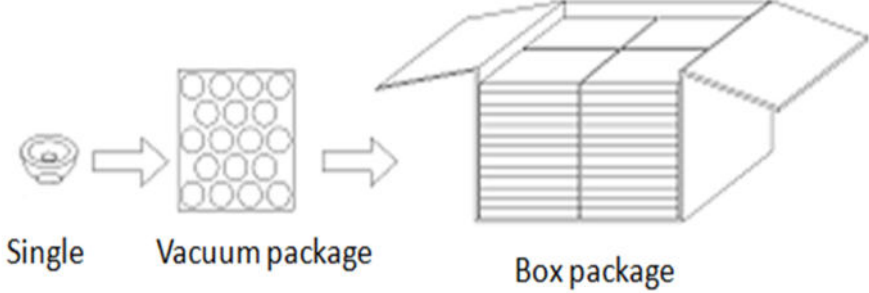
	Standard size	Upper Size limit	Lower size limit	Test result1	Test result2	Test result3	Test result4	Test result5	Test result6	Test result7	Test result8	Judgment	Remarks
1. Size	diameter	30			30.11	30.11	30.1	30.09	30.1	30.1	30.15	30.13	Test environment : In 20 °C - 25 °C environment to achieve thermal equilibrium after the test.
	thickness	1.5			1.55	1.55	1.56	1.58	1.58	1.59	1.58	1.56	
	height	14.55			14.52	14.58	14.6	14.51	14.56	14.58	14.6	14.55	
	Gate shear can not affect the appearance of the lamp												
See attachment "Appearance Inspection Standards"													
2. Appearance Quality	See attachment "Appearance Inspection Standards"	E	No burr		No burr		No burr		No burr		No burr		OK
			No stains		No stains		No stains		No stains		No stains		
3. Material	PMMA					Color		Transparent				OK	
4. Optical index	Testing LE	D6											
	The size and rated power of the light-emitting surface (LES) of the COB recommended by this lens should conform to the parameters in the product basic information table. if it is required to be out of range. According to the heat dissipation capability of the lamp and the actual conditions of the use environment, the lens should be fully tested and tested to prevent the lens life.												
	FWHM	See light distribution curve											
	angle			34.8	34	34.1	33.7	33.5	34.1	34.5	33.9		
	K-value (CD/LM)			2	2.3	2.3	2.4	2.4	2.3	2.2	2.4		
	Efficiency			88%	88%	88%	88%	88%	88%	88%	88%	88%	
Facula	See the signature sample												
Comprehensive judgment	Qualified												

Remarks:
 1、 Tool
 Number: V-
 Vernier Caliper
 2D-Quadratic
 H-Height
 Gauge M-Tool
 Microscope P-
 Needle T-
 Thick Gauge
 R-Radius
 Gauge E-
 Visual.
 2、 Ambient
 temperature
 on the size of
 the product
 refer to the



Precautions:

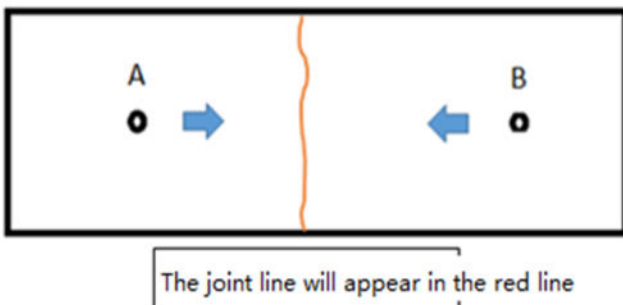
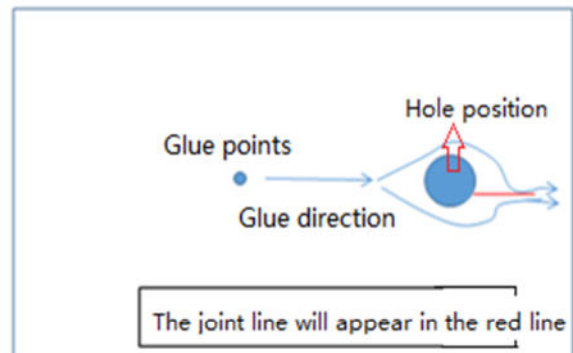


1. Please wear clean gloves during the lens assembly process to prevent the lens surface from being contaminated.
2. Try to avoid touching the total reflection surface when taking the lens.
3. The lens surface is contaminated. Only use a soft cotton cloth dipped in analytically pure neutral solvent to wipe gently. Do not wipe with industrial solvents (alcohol, isopropanol, acetone, ether, toluene, xylene, carbon tetrachloride, MMA Body, etc.).
4. The working temperature of the lens should be within the temperature resistance limit of the lens material. Exceeding the temperature resistance limit will cause the lens to crack or melt and affect the service life of the lens. It is recommended that the upper surface temperature of the LED colloid should be less than 120 degrees.

PN	HK-WY-30@15-24-D6-21-1g-1		Product Name	HK Peak 30@15-24°lens(D6)			
Product material	PMMA						
Package diagram	 <p style="text-align: center;"> Single Vacuum package Box package </p>						
Product packing	27	A/ Box	4	pcs/Layer			
	16	Layer/Box	1728	A/ Carton			
Packaging Materials	NO.	Part No	Part name	Size	Dosage	Unit	Remarks
	1	2.07.0097	Blister box	23cm*21cm	64	BAG	
	2	2.08.0001	PE film	30cm*30cm	64	PCS	
	3	2.06.0005	Reel label paper	6.2cm*8cm	64	PCS	
	4	2.06.0005	Box label paper	6.2cm*9.2cm	1	PCS	
	5	2.06.0003	big plate	46.8cm*42.8cm	17	PCS	
	6	2.06.0015	big flat carton	48cm*44cm*19cm	1	PCS	
Remarks	The loose packing is not subject to this specification. Customer's requirements shall prevail						

Special notice

When glue pass through holes, columns and other structures, or part of the thin structure, will form a weld line. The product which uses multi-point injection welding line will appear because of the combination of sol, as shown below:

Syntner



Please note :

The appearance of lines in the structure of the product as well as at the screw hole is a normal phenomenon, will not affect the actual use of the product, and can not be avoided at this stage.

Appearance inspection standards

1 Operating procedures

1.1.1 Sampling standards, sampling plan and AQL

Test level : GB/T2828.1-2012 The first part is according to the acceptance quality limit (AQL) retrieval batch inspection sampling plan, general inspection level II level, CR class defect coefficient 0, MA defect rejection level AQL = 0.65, MI class defect rejection level AQL = 1.0; defect level please see 5.4.

2 Code table

Code	Code description	Unit	Code		Code description	Unit
N	Amount/pcs	pcs	D		Diameter	mm
L	Length	mm	H		Depth	mm
W	Width	mm	DS		Distance	mm
S	Proportion	mm ²	SS		Offset	mm

3 Test conditions

3.1 Sight distance and working hours: Sight distance should be 30-35cm, each side of the inspection time does not exceed 12s, the visual angle of 45-135 degrees;

3.2 Light: 2x40w cool white fluorescent lamp, the light source is 500-550mm away from the lens surface; in order to make the appearance defect can be correctly recognized, the illumination should be 500-1000Lux, and the observation time is 10 seconds.

3.3 Visual inspection staff should be 1.0 (including corrected visual acuity) above, no color blindness, color weakness.

4 Appearance inspection standards

Test items	Judging standard	Inspection equipment	Defect level		
		Testing method	MI	MA	CR
Check the sample	When start the machine and process, all products have to check the appearance of the sample, the appearance of the sample is divided into qualified samples and limited samples.	Sample comparison , visual			
	1: Qualified sample refers to the appearance and structure standard of the product which recognized by the client, the sample size should be confirmed before mass production;				

	2: The limited sample refers to the limit of a particular exceptionally developed sample. Limit the sample only for its specific point of exception to confirm; The priority is higher than the other criteria in this table. When there is a limited sample, the limit sample shall prevail.				
Raw edge	Not allowed to affect the size and assembly	Visual, point card		√	
Scratch	1: Non-optical surface and non-exposed surface scratches should be visually insignificant and the length is less than 1/10 of the maximum surface size.	Visual, point card, calipers		√	
Fingerprint	Fingerprints are not allowed on all products	Visual		√	
Foreign objects, black spots, white spots	The product may not be attached to foreign objects, including oil, fiber, dregs of water gap and so on				√
Deformation	Insufficient filling shall not affect the appearance of the assembly and the exposed surfaces.	Visual, feeler			√
Poor ejection	Products may not appear bad ejection, including no convex top, thimble printed on the assembly surface shall not be higher than the product surface, non-assembled surface thimble height should not exceed the product size tolerances; thimble printing should be less than the product surface and no more than 0.3; thimble surface treatment should be consistent with the product side.	Visual, point card		√	
	Ejection strain: the optical surface and the appearance of the exposed surface after assembly are not allowed to have a strain, and the structural surface does not allow visual obvious strain.				
Insufficient filling	Insufficient filling shall not affect the appearance of the assembly and the exposed surfaces , The signature sample shall prevail.	Visual, point card		√	
Shrink	When the entire surface of the product shrinks, the optical properties and dimensions must meet the requirements, and the visual will not significantly affect the appearance.Part shrink reference point defects	Visual, point card		√	
Flow marks、Welding line	1 : Product does not allow the presence of flow marks and welding lines unless the structure can not be avoided;	Visual		√	
	2: The remaining flow marks shall not appear in the optical surface, a single L ≤ 10mm, no more than two				

Bubble	No bubbles are allowed	Visual		√	
Foreign objects, black spots, white spots	Not obvious or $D \leq 0.3\text{mm}$ black spots and foreign bodies in the area of 100x100mm not more than 1; Exceeded foreign matter black spots is judged bad.	Visual, point card	√		
Damaged	No damage is allowed	Visual			√
Cold glue	Optical surface may not have cold glue, non-optical surface cold glue should meet the visual is not obvious.	Visual	√		
Bad incision	1: Do not affect the product size, shall not penetrate the optical surface, the cut should be smooth;	Visual			√
	2: Laser cutting products, the optical surface burns shall not occur after the processing is completed. Beading must not affect product installation				
	3: Three molds and hot runner gate shall not appear residue.				
Scrub	Scrub surface should be uniform, off the scrub phenomenon should not be obvious , A single off scrub imprint requires $D \leq 1\text{ mm}$ and no more than 1 area within a 50x50 mm area	Visual		√	